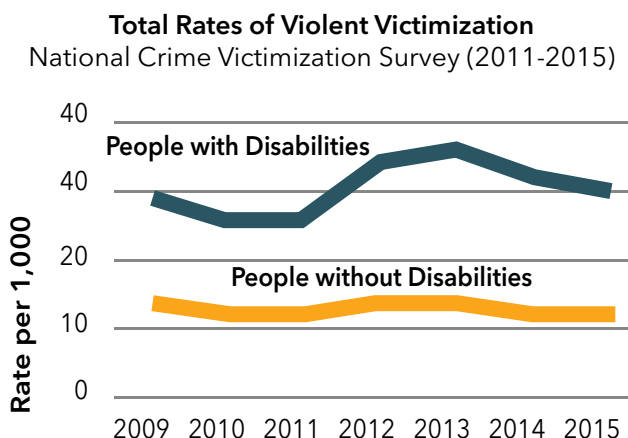


Individuals with disabilities are at an increased risk for victimization.<sup>1</sup> Compared to people without disabilities, **they experience more severe victimization over a longer duration.**<sup>2</sup> Reliance on caregivers, isolation from the community, communication barriers such as lack of access to assistive devices, and barriers to healing services and the legal system all contribute to this.

## Victimization Trends

Between 2009 and 2015, individuals with a disability were **3 times more likely to experience violent crime than the general population.**<sup>3</sup> Individuals with a disability who experienced crime were also more frequently victimized by relatives and acquaintances.\*

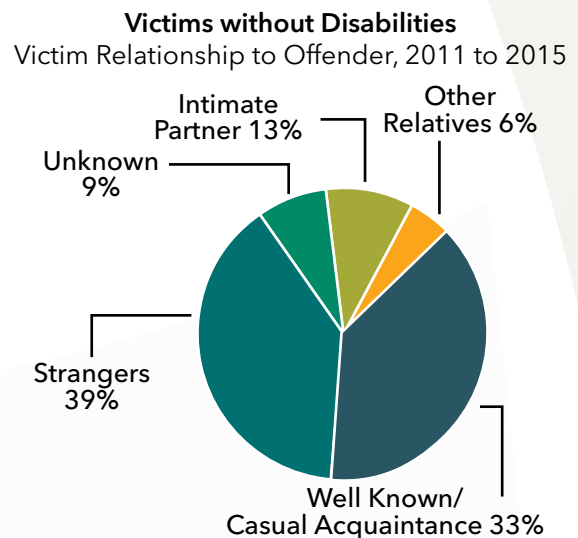
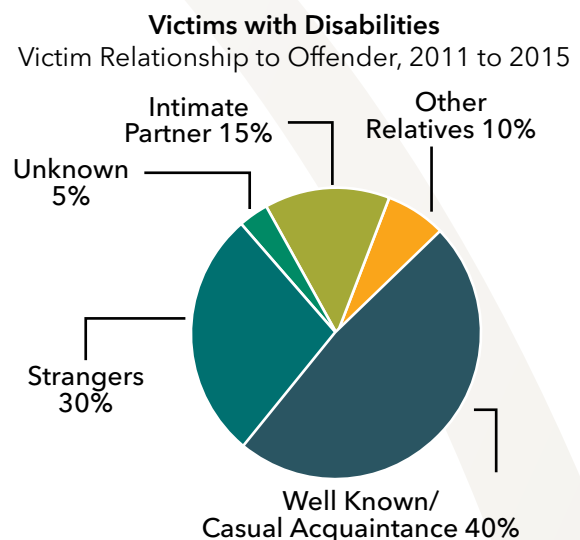
\*An acquaintance is defined as someone who is or was well or casually known to the victim, including caregivers.



## Youth Victimization

Children (0-17) with a disability **reported significantly higher rates of victimization** compared to children without a disability. Youth (under the age of 24) with disabilities were also at a higher risk of various types of victimization; they were more likely to experience bullying and dating violence compared to their peers without a disability.<sup>5</sup>

**Almost 95% of individuals with a disability could identify their assailant;** 40% were victimized by an acquaintance, 30% reported a stranger, and 15% were victims of intimate partner violence (IPV).<sup>3</sup>



## Sexual and Dating Violence

Men and women with a disability are **3.5 times more likely to be a victim of rape or sexual assault** than the general population; those with multiple disabilities have an even higher risk of experiencing sexual and dating violence.<sup>3</sup> Further, individuals with a disability have nearly **double the lifetime risk of experiencing intimate partner violence compared to the general population.**<sup>3</sup> Women with a disability are more likely to report rape, physical/sexual violence, stalking, psychological aggression, and control of reproductive health by an intimate partner. For men, having a disability is associated with a greater risk of stalking and psychological aggression by a partner.<sup>4</sup>

## Did You Know?

- The National Crime Victim Survey (NCVS) first included questions about disability victimization in 2007.
- In 2010, 23.8% of women and 20.1% of men reported having at least one disability.
- 1 in 4 U.S. adults – 61 million Americans – have a disability that impacts major life activities.<sup>7</sup>

## Limitations

Interpret data with caution. For example, there is not a consistent definition of “disability,” which can make comparing data samples difficult. Additionally, some data refers to lifetime reports of victimization while other data only reports victimization within the last year.

## SOURCES

1. Hughes, Karen, Mark A. Bellis, Lisa Jones, Sara Wood, Geoff Bates, Lindsay Eckley, Ellie McCoy, Christopher Mikton, Tom Shakespeare, and Alana Officer. (2012). “Prevalence and risk of violence against adults with disabilities: a systematic review and meta-analysis of observational studies.” *The Lancet*, 379: 1-29.
2. Harrell, E. (July 2017). Crime Against Persons with Disabilities, 2009-2015 - Statistical Tables. 1-17. doi:<https://www.bjs.gov/content/pub/pdf/capd0915st.pdf#page=5>
3. Fitzsimons, Nancy M., Annelies K. Hagemeister, and Elizabeth J. Braun. (2011). “Interpersonal Violence Against People with Disabilities: Understanding the Problem from a Rural Context.” *Journal of Social Work in Disability and Rehabilitation*, 10: 166-188.
4. Kathleen C. Basile PhD, Matthew J. Breiding PhD, Sharon G. Smith PhD, 2016, “Disability and Risk of Sexual Violence in the United States,” *American Journal of Public Health*, 106 (5), p. 928-933.
5. Rose, Chad A., Susan M. Swearer, and Dorothy L. Espelage. (2012). “Bullying and Students with Disabilities: The Untold Narrative.” *Focus on Exceptional Children* 45(2): 1-10.
6. Saylor, C. F., & Leach, J. B. (2009). Perceived Bullying and Social Support in Students Accessing Special Inclusion Programming. *Journal of Developmental & Physical Disabilities*, 21(1): 69-80
7. Okoro CA, Hollis ND, Cyrus AC, Griffin-Blake S. Prevalence of Disabilities and Health Care Access by Disability Status and Type Among Adults – United States, 2016. *MMWR Morb Mortal Wkly Rep* 2018;67:882-887. DOI: <http://dx.doi.org/10.15585/mmwr.mm6732a3external>